


Vascular Intervention // **Coronary**
Guide Extension Catheter

Guidion Hydro

Designed for reliable delivery of devices to target



Soft tip with true distal end visibility



Coil embedded shaft for enhanced device delivery



Hydrophilic coating for advanced trackability



BIOTRONIK
excellence for life

Guidion Hydro

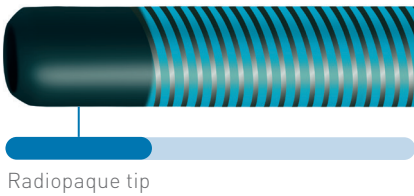
Designed for reliable delivery of devices to target

Soft tip with true distal end visibility

The soft tapered tip is designed to be atraumatic by conforming to vessel anatomy. Additionally, the actual distal end visibility enables more accurate device placement.

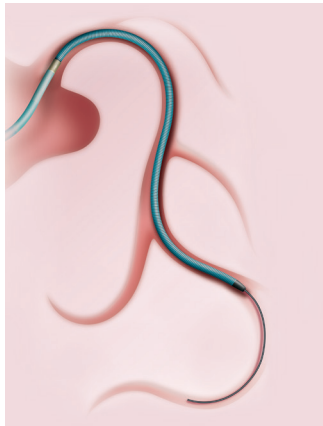

Guidion Hydro

Radiopaque, tungsten filled tip with true tip visualization





Competitors

Radiopaque metal marker

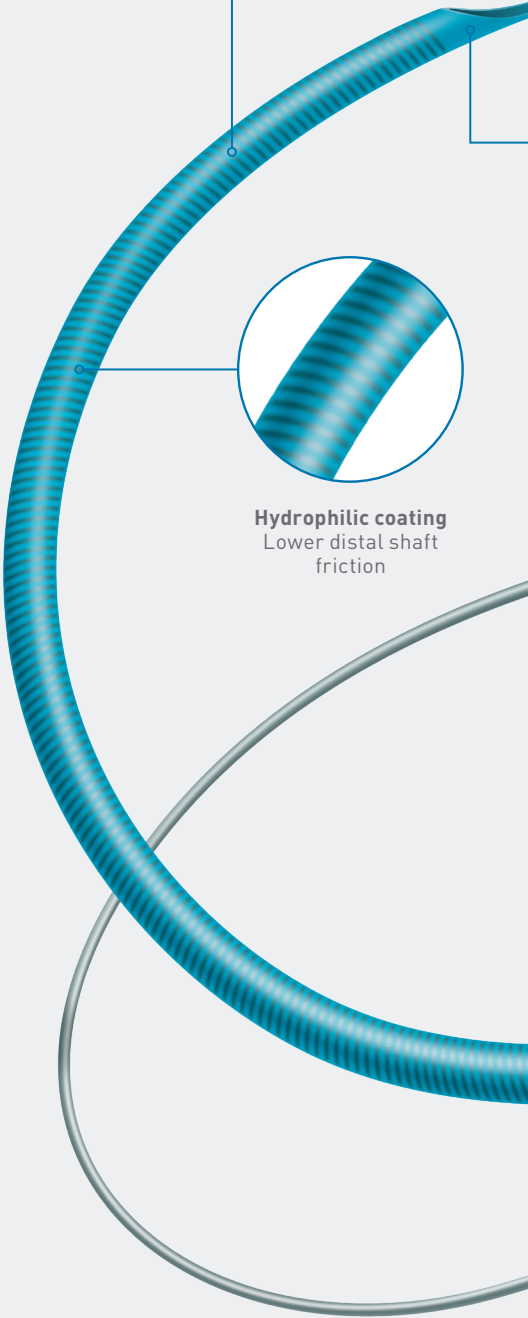



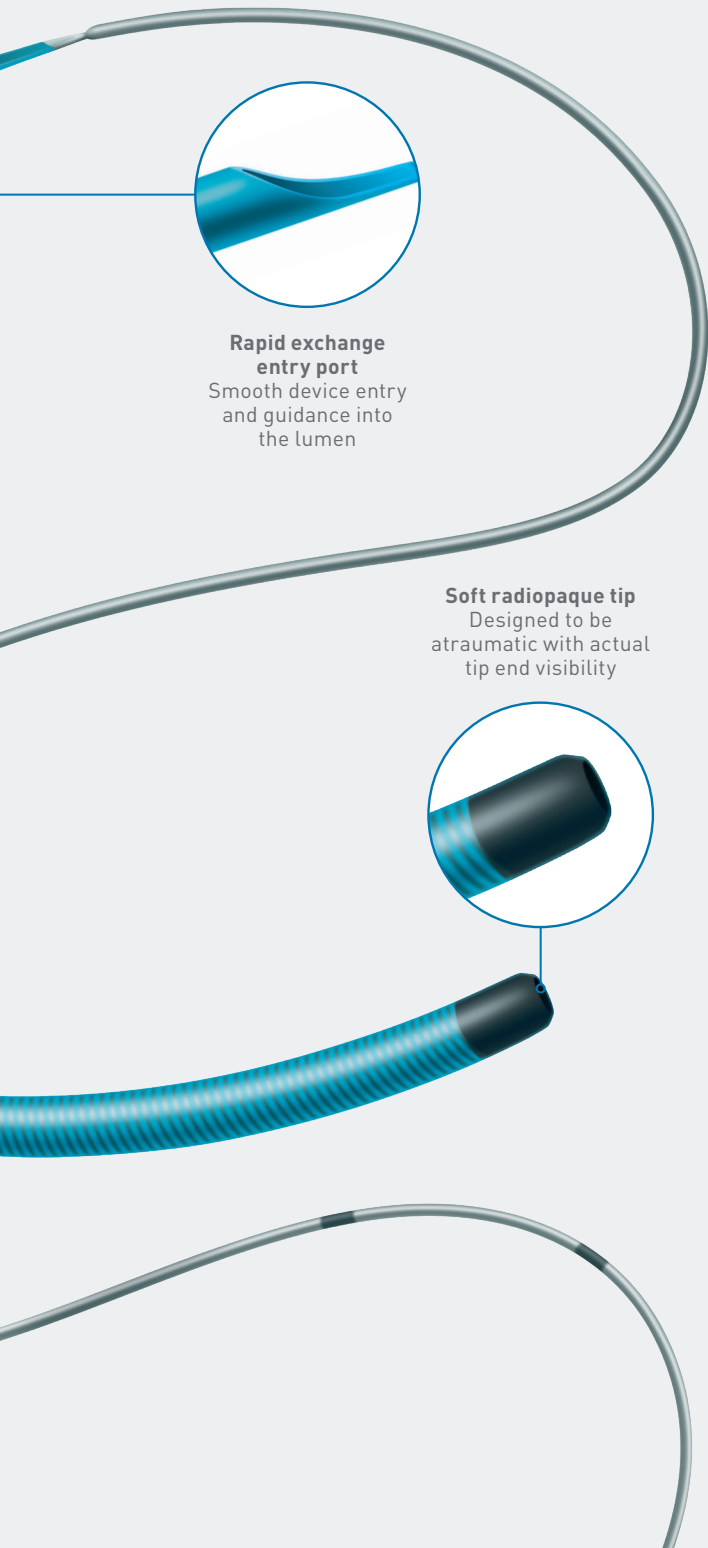
Guidion Hydro is extended from the guiding catheter in order to reach distal parts of the coronary arteries and provide backup support to facilitate successful device delivery.

Coiled shaft
Enhanced device deliverability due to optimal lumen integrity




Hydrophilic coating
Lower distal shaft friction






Rapid exchange entry port
Smooth device entry and guidance into the lumen

Soft radiopaque tip
Designed to be atraumatic with actual tip end visibility



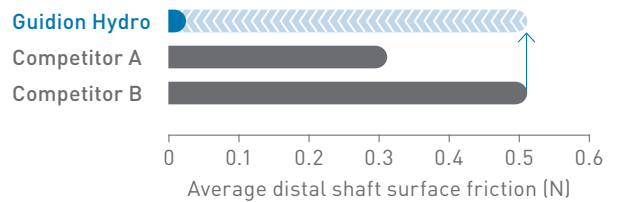
Coil embedded shaft for enhanced device delivery

The fully embedded coil reinforced shaft maintains lumen integrity and does not oval when curved, providing strength and backup support in order to access distal lesions.



Hydrophilic coating for advanced trackability

The distal tubing ends in an integrated soft tip. The hydrophilic coating reduces friction, facilitating trackability.¹



Guidion Hydro

Guide Extension Catheter

Vascular
Intervention
Coronary



Indicated to access discrete regions of the coronary vasculature, and facilitate placement and exchange of interventional devices.*

Technical Data	Support sheath				
French size	5F, 6F, 7F and 8F				
Shaft material	Polyether Block Amide				
Tip	Flexible, radiopaque, 2.5 mm length				
Outer coating	Hydrophilic distal 10 cm				
Exit markers	95 cm and 105 cm				

Ordering Information	Model	Required guide catheter ID	Guidion ID	Rapid exchange length	Usable length
	G50F25150	5F, ID \geq 0.056" (1.42 mm)	0.041" (1.04 mm)	25 cm	150 cm
	G60F25150	6F, ID \geq 0.070" (1.78 mm)	0.056" (1.42 mm)	25 cm	150 cm
	G70F25150	7F, ID \geq 0.078" (1.98 mm)	0.062" (1.57 mm)	25 cm	150 cm
	G80F25150	8F, ID \geq 0.088" (2.24 mm)	0.071" (1.80 mm)	25 cm	150 cm

1. IMDS data on file.

*Indication as per IFU.



Manufacturer:
IMDS Operations B.V.
Ceintuurbaan Noord 150
9301 NZ Roden,
The Netherlands
Tel +31 (0)50 8200230
info@imds.nl



Distributor:
BIOTRONIK AG
Ackerstrasse 6
8180 Bülach, Switzerland
Tel +41 (0) 44 8645111
Fax +41 (0) 44 8645005
info.vi@biotronik.com
www.biotronik.com

© 2019 BIOTRONIK AG – All rights reserved.
Specifications are subject to modification, revision and improvement.

